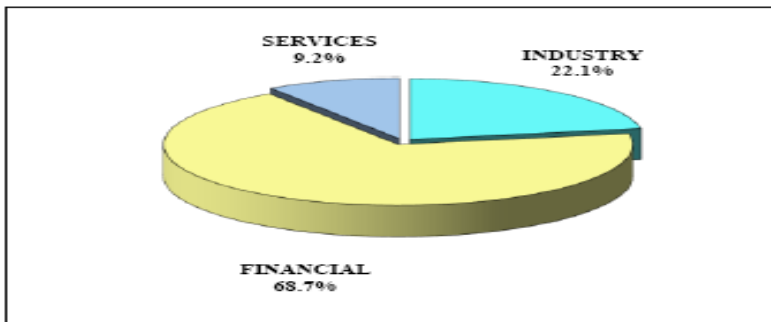


Amman Market Summary

The Market Today			
Value traded (JD)	No. of shares traded	No. of transactions	Market capitalization (JD)
14,522,537	20,040,982	6,133	20,617,429,408

For Thursday's trading 19/05/2011, The market index has opened higher than its previous closing level to the level 2201.82 points, then it increased to the level of 2203.36 ,after that it increased to the level of 2194.34 points, ending the session with a decrease in the shares price index and closed today at (2197.09) a decrease by (0.21%)



Number of gainers 59			
Top Five Gainers			
Symbol	Last Price	Change (%)	Volume
ARED	0.16	6.66	316,783
JOPC	0.63	5.00	2,204
MPHA	5.26	4.99	87
UBSI	2.33	4.95	1,377,523
UADI	3.06	4.79	6,100

Number of losers 59			
Top Five Losers			
Symbol	Last Price	Change (%)	Volume
UGHI	0.13	7.14	209,876
AIEI	2.52	4.90	1,140
PERL	4.30	4.86	2
ICMI	2.75	4.84	10
JMIL	1.77	4.83	21,545

Note: The analyses, opinions, suggestions and recommendations mentioned in this study were prepared for an explanatory purpose, accompanied with providing a helpful tool for decision making, not inducing him to sell or buy a company' stock or part of his own portfolio or that managed by him. Accordingly, the mentioned information was extracted from a trustworthy sources, herewith, the company is no longer responsible about the accuracy, completeness and reliability of the mentioned information in a direct or indirect way, this report was prepared in a certain date and part of it could be adjusted due to the current economical circumstances and Amman Stock Exchange conditions. Istithmar for Financial Services and its Management and Employees are not responsible toward anyone due to providing this report and can't hold any obligation for the usage of this report.

There are no executed transactions for Thursday's transactions 19/05/2011

Dividends Disclosures

Type of the assembly	General Assembly Date	General Assembly Decisions			Price	Reuters Code For Share	Company name	Company No.
		Private Subscription	Stocks	Cash				
عادي	04/26			%15	3.15	JOIB	Jordan Islamic Bank	111001
					3.70	JOKB	Jordan Kuwait Bank	111002
عادي	03/31			%25	7.25	THBK	The Housing Bank For Trade & Finance	111004
					1.32	AJIB	Arab Jordan Investment Bank	111005
					1.55	EXFB	Capital Bank Of Jordan	111017
					2.9	CABK	Cairo Amman Bank	111021
عادي	03/20			%15	2.10	BOJX	Bank Of Jordan	111022
عادي	03/12		%41	%15	1.65	JONB	Jordan Ahli Bank	111033
عادي	03/02		%15	%10	10.96	ARBK	Arab Bank	113023
عادي	03/30			%20	2.27	MEIN	Middle East Insurance	121002
					2.54	JOIN	Jordan Insurance	121004
عادي	03/24			%11.5	2.15	AALI	Arab Orient Insurance	121014
			%16.7			JIJC	Jordan International Insurance	121022
					0.81	TIIC	The Islamic Insurance	121025
عادي	04/27			%5	1.16	ARGR	Arab Jordanian Insurance Group	121027
					0.97	FINS	First Insurance	121034
				%3	7.45	JOHT	Jordan Hotels & Tourism	131023
				%15	3.90	JOEP	The Jordanian Electric Power	131004
عادي	04/07			%7.5	2.00	AIHO	Arab International Hotels	131005
عادي	03/28			%12	11.45	IREL	Irbid District Electricity	131010

Note: The analyses, opinions, suggestions and recommendations mentioned in this study were prepared for an explanatory purpose, accompanied with providing a helpful tool for decision making, not inducing him to sell or buy a company' stock or part of his own portfolio or that managed by him. Accordingly, the mentioned information was extracted from a trustworthy sources, herewith, the company is no longer responsible about the accuracy, completeness and reliability of the mentioned information in a direct or indirect way, this report was prepared in a certain date and part of it could be adjusted due to the current economical circumstances and Amman Stock Exchange conditions. Istithmar for Financial Services and its Management and Employees are not responsible toward anyone due to providing this report and can't hold any obligation for the usage of this report.

Dividends Disclosures

Type of the assembly	General Assembly Date	General Assembly Decisions			Price	Reuters Code For Share	Company name	Company No.
		Private Subscription	Stocks	Cash				
					1.96	VFED	Alshamekha For Realestate & Financial Investments	131011
					1.86	SHIP	Jordan National Shipping Lines	131012
					14.54	PRES	Jordan Press Foundation	131013
عادي وغير عادي	03/17	33% @ 6 دناتير للسهم		60%	0.91	NPSC	National Portfolio Securities	131018
					0.68	MERM	Al-tajamouat For Touristic Projects	131019
					1.57	JOPP	Jordan Press & Publishing	131030
عادي	04/04			10%	1.63	SITT	Salam International Transport & Trading	131034
					1.15	JOTF	Jordan Trade Facilities	131062
عادي	03/05		25%	10%	0.62	UNIF	Unified Transport & Logistics	131066
عادي	03/21			8%	2.95	AFIN	The Arab Financial Investment	131070
					0.72	JLGC	Jordan Loan Guarntee Corporation	131071
عادي	02/09			50%	2.09	FIFS	Falcon For Investment & Financial Services	131088
عادي	03/22			3%	1.59	AAFI	Al-amin Investment	131089
				10%	2.84	UCFI	United Financial Investments	131090
					1.09	MALL	Al Dawliyah For Hotels & Malls	131098
عادي	03/06			10%		JMRC	Jordan Mortgage Refinance	131105
				10%	5.45	JTEL	Jordan Telecom	131206
عادي	03/29			7%	1.80	BIND	Bindar Trading & Investment	131219
					4.00	PEDC	Petra Education	131221
عادي	04/27			39%	3.90	PIEC	Philadelphia International Educational Investments	131222

Note: The analyses, opinions, suggestions and recommendations mentioned in this study were prepared for an explanatory purpose, accompanied with providing a helpful tool for decision making, not inducing him to sell or buy a company' stock or part of his own portfolio or that managed by him. Accordingly, the mentioned information was extracted from a trustworthy sources, herewith, the company is no longer responsible about the accuracy, completeness and reliability of the mentioned information in a direct or indirect way, this report was prepared in a certain date and part of it could be adjusted due to the current economical circumstances and Amman Stock Exchange conditions. Istithmar for Financial Services and its Management and Employees are not responsible toward anyone due to providing this report and can't hold anv obligation for the usage of this report.

Dividends Disclosures

Type of the assembly	General Assembly Date	General Assembly Decisions			Price	Reuters Code For Share	Company name	Company No.
		Private Subscription	Stocks	Cash				
عادي و غير عادي	04/14			%15	1.05	AMWL	Amwal Invest	131227
عادي	03/06			%22	1.28	AMAL	.Al-amal Financial Inv	131231
عادي	03/17			%14	1.86	AMAD	Amad Investment & Real Estate Development	131234
					0.78	WIVA	Winter Valley Tourism Investment	131235
					0.83	EMAR	Emmar Investments & Real Estate Development	131237
				%20	1.12	COHO	Contempro For Housing Projects	131241
						SHBK	Shareco Brokerage	131248
						DERA	Deera Investment & Real Estate Development	131255
عادي				%7.5	0.61	FUTR	Future Arab Investment	131258
					1.44	RUMM	Rum Group For Transportation & Tourism Investment	131262
عادي	04/07			%4	1.40	LEAS	Comprehensive Leasing	131264
					0.99	DMAC	Damac Real Estate Development (Jordan)	131273
					0.80	SURA	Sura Development & Investment	131283
عادي و غير عادي	03/17	%20				UGLT	United Group For Land Transport	131288
عادي	02/06			%15	1.95	JODA	Jordan Dairy	141004
						GENM	The Public Mining	141005
					4.66	JOWM	The Jordan Worsted Mills	141014

Note: The analyses, opinions, suggestions and recommendations mentioned in this study were prepared for an explanatory purpose, accompanied with providing a helpful tool for decision making, not inducing him to sell or buy a company' stock or part of his own portfolio or that managed by him. Accordingly, the mentioned information was extracted from a trustworthy sources, herewith, the company is no longer responsible about the accuracy, completeness and reliability of the mentioned information in a direct or indirect way, this report was prepared in a certain date and part of it could be adjusted due to the current economical circumstances and Amman Stock Exchange conditions. Istithmar for Financial Services and its Management and Employees are not responsible toward anyone due to providing this report and can't hold any obligation for the usage of this report.

Dividends Disclosures

Type of the assembly	General Assembly Date	General Assembly Decisions			Price	Reuters Code For Share	Company name	Company No.
		Private Subscription	Stocks	Cash				
					16.50	JOPH	Jordan Phosphate Mines	141018
					1.09	JOPI	The Jordan Pipes Manufacturing	141019
					1.19	ICMI	International Company For Medical Investments	141021
					2.00	APHC	Arab Center For Pharmaceuticals & Chemicals Industries	141023
					3.02	JOIC	Jordan Chemical Industries	141026
					4.00	WOOD	Jordan Wood Industries	141038
					1.00	WIRE	National Cable & Wire Manufacturing	141039
					7.40	JOCM	Jordan Cement Factories	141042
					35.00	APOT	Arab Potash	141043
					3.12	ITCC	Al-eqbal Investment	141048
					1.28	UMIC	Universal Modern Industries For Edible Oil	141052
					2.65	JOST	Jordan Steel	141070
					1.70	NDAR	Nutridar	141094
					2	ASPMM	Arabian Steel Pipes Manufacturing	141098
					2.45	UADI	Union Advanced Industries	141110
					3.87	SLCA	International Silica Industries	141170
					6.58	JOPT	Jordan Petroleum Refinery	142041

Note: The analyses, opinions, suggestions and recommendations mentioned in this study were prepared for an explanatory purpose, accompanied with providing a helpful tool for decision making, not inducing him to sell or buy a company' stock or part of his own portfolio or that managed by him. Accordingly, the mentioned information was extracted from a trustworthy sources, herewith, the company is no longer responsible about the accuracy, completeness and reliability of the mentioned information in a direct or indirect way, this report was prepared in a certain date and part of it could be adjusted due to the current economical circumstances and Amman Stock Exchange conditions. Istithmar for Financial Services and its Management and Employees are not responsible toward anyone due to providing this report and can't hold any obligation for the usage of this report.

Next Day Market Prediction



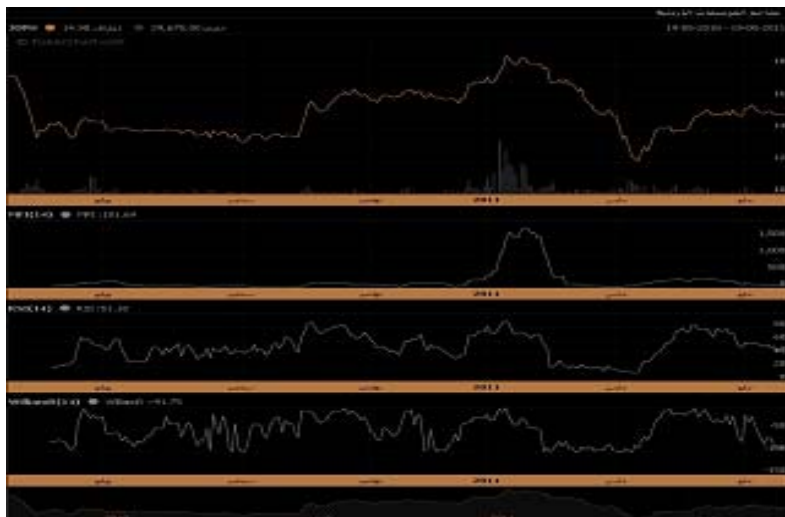
According to the Relative Strength Index (RSI), it exists below the line 50, namely, the market is dominated by the buyers (Bulls) who have beaten the sellers (bears) which caused the decline in the market, on the other hand, the Aroon up exists under the line 100 and Money Flow Index declined under the line 50, which is considered a bad signal. Williams's %R has the same point of view, because it exists below the line 30 which indicates a bad sign and it means that there is extremely extensive positive buying pattern. Therefore the market is viewed to open lower than its closing index reaching 2196, accordingly; gradually it will rise to the level of 2217 ending with a closing index of 2210-2215

Note: The analyses, opinions, suggestions and recommendations mentioned in this study were prepared for an explanatory purpose, accompanied with providing a helpful tool for decision making, not inducing him to sell or buy a company' stock or part of his own portfolio or that managed by him. Accordingly, the mentioned information was extracted from a trustworthy sources, herewith, the company is no longer responsible about the accuracy, completeness and reliability of the mentioned information in a direct or indirect way, this report was prepared in a certain date and part of it could be adjusted due to the current economical circumstances and Amman Stock Exchange conditions. Istithmar for Financial Services and its Management and Employees are not responsible toward anyone due to providing this report and can't hold any obligation for the usage of this report.

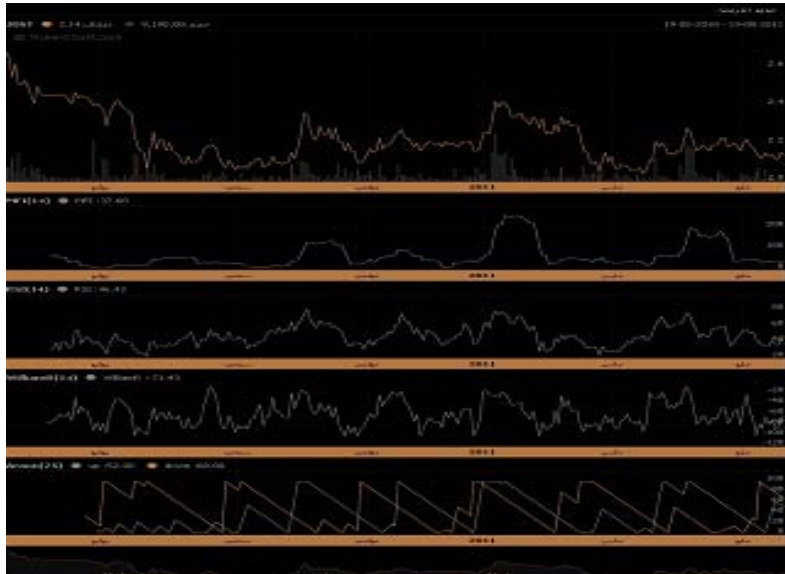
Selected Stocks Analysis

Stocks said to be bulled أسهم متوقع ارتفاعها

Stock	price	Predicted to be	Some Financial Indicators related to 31/12/ 2009		
			ROI (%)	Price multiplier (Times)	ROE (%)
JOPH	14.90	→ 22.4	16.17	14.535	19.66
JOST	2.15	→ 2.75	7.260	13.817	12.557



The Relative Strength Index (RSI) has reached the line 50, which is an indication of a buying signal; this sign is strengthened by the Money Flow Index and Williams %R have both the same point of view, because they both exist on the line 50 and line 20 respectively, which could be considered a good signal, on the other hand, the Aroon up and down exists on the line 100, which could be considered a good signal. There is a support barrier on 15.60 and a resistance barrier on price 18.20,



The Relative Strength Index (RSI) is back again to the line 70 in an upward slope, which is an indication of a buying signal, this sign is strengthened by the Williams %R, because it exists on the line 20 which indicates a good trend, on the other hand the money flow index indicates that money flow continued flowing according to stability between line 80 and line 100, the Aroon up and down exists on the line 100 which could be considered a good signal.

Note: The analyses, opinions, suggestions and recommendations mentioned in this study were prepared for an explanatory purpose, accompanied with providing a helpful tool for decision making, not inducing him to sell or buy a company' stock or part of his own portfolio or that managed by him. Accordingly, the mentioned information was extracted from a trustworthy sources, herewith, the company is no longer responsible about the accuracy, completeness and reliability of the mentioned information in a direct or indirect way, this report was prepared in a certain date and part of it could be adjusted due to the current economical circumstances and Amman Stock Exchange conditions. Istithmar for Financial Services and its Management and Employees are not responsible toward anyone due to providing this report and can't hold any obligation for the usage of this report.